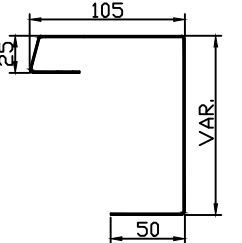
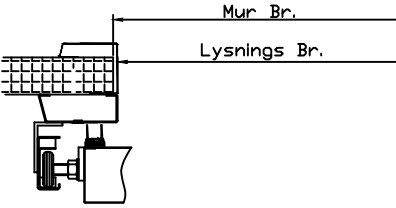
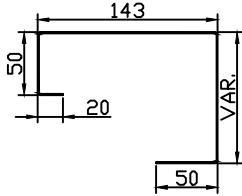
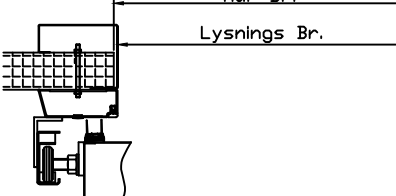
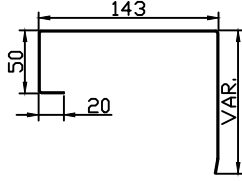
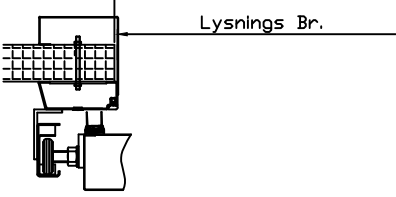


Type Type Typ Typ	Karm Frame Rahmen Karm	Anvendelse Usable for Anwendung Använding	Dørtyper Door types Tür-typen Dörrtypar	Bemærkninger Remarks Bemärkungen Anmärkningar
T99			MV/AV	<p>Lysnings Br. = Mur Br. - 20 mm Lysnings H. = Mur H. - 10 mm</p>
T2			MV/AV	<p>Lysnings Br. = Mur Br. - 20 mm Lysnings H. = Mur H. - 10 mm</p>
T3			MV/AV	<p>Lysnings Br. = Mur Br. - 20 mm Lysnings H. = Mur H. - 10 mm</p>